

# Password Self-Service Registration



NOTRE DAME  
OF MARYLAND  
UNIVERSITY

# Register Your Network Account



- Visit <http://portal.ndm.edu>
- Click “NDMU Password Self-Service”
- Click “Register Account”
- Enter your current NDMU network password
- Answer a minimum five challenge questions
- Complete registration

1. Visit <http://portal.ndm.edu>
2. Click “NDMU Password Self-Service”



NOTRE DAME  
OF MARYLAND  
UNIVERSITY

## Welcome to the Notre Dame Portal your information gateway


*To “Get Connected” to the information you need, simply select the appropriate link below:*

- [Prospective Student Portal](#)
- [Registered Student Portal](#)
- [Faculty & Staff Portal](#)
- [NDMU Password Self-Service](#)



IT Help Desk : (410) 532.5200 : [helpdesk@ndm.edu](mailto:helpdesk@ndm.edu) : Rice Hall 105

### 3. Click “Register Account”



NOTRE DAME  
OF MARYLAND  
UNIVERSITY

#### **NDMU SELF-SERVICE NETWORK PASSWORD RESET PORTAL**

You can change your own NDMU network password anytime, anywhere, by yourself!

**Note:** It does not apply to Gatormail password.

**Your first visit? Click the link below for registration and reset instructions:**

[Registration & Password Reset Guides](#)

**Note:** Registration must be completed to use the password reset portal!

**If you are ready to begin, please click on a link below:**



**Register Account**

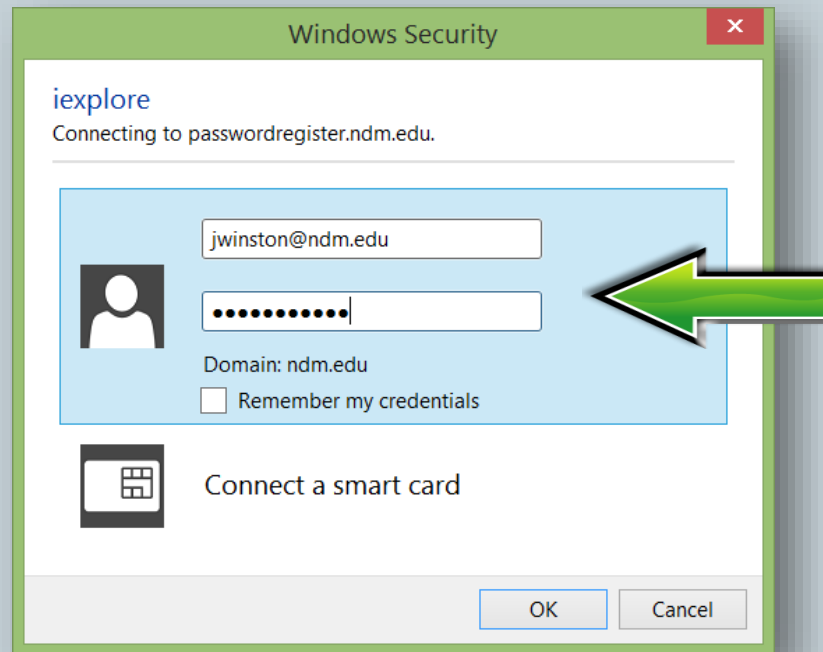


**Reset Password**

## Special Note:



- If you are not using an NDMU computer, you may be asked to enter your credentials before proceeding. If so, enter your email address and NDMU network password.



## 4. Click “Next”



### Password Registration:

If you ever forget your password, you can reset it yourself without calling your help desk.

Click 'Next' to begin the registration process.

Next



## 5. Enter Your Current Password



 NOTRE DAME  
OF MARYLAND  
UNIVERSITY

---

**Password Registration: Your Current Password**

Enter your current password below, then click 'Next'.  
*(logged in as: JWinston@ndm.edu)*


Password:


---

© 2012 Microsoft Corporation. All Rights Reserved. | [About](#)

## 6. Answer a Minimum Five Challenge Questions



NOTRE DAME  
OF MARYLAND  
UNIVERSITY

Password Registration: Register Your Answers

You must answer at least 5 questions to register.

Each answer must contain at least four characters, and no two answers may be the same.

What is the first name of the person you first kissed?

What are the last 5 of your Social Security number?

What was your first pets name?

What street did you live on in third grade?

In what city or town did you meet your spouse/partner?

What was the make and model of your first car?

What was your maternal grandfather's first name?

In what city or town does your nearest sibling live?

In what city or town did your parents meet?

What was your grandfather's (on your mother's side) profession?

The responses you provide are stored by your organization in Forefront Identity Manager.

Next Cancel

© 2012 Microsoft Corporation. All Rights Reserved. | [About](#)



## 7. Complete Account Registration



 NOTRE DAME  
OF MARYLAND  
UNIVERSITY

---

Completed: You are now registered

 If you ever need to reset your password:

1. Go to the reset password portal <https://passwordreset.ndm.edu>
2. Verify your identity
3. Choose your new password

© 2012 Microsoft Corporation. All Rights Reserved. | [About](#)

- Repeat this process at any time to change your questions or answers.



If you have any questions, comments or concerns,  
please contact the IT HelpDesk:

[Helpdesk@ndm.edu](mailto:Helpdesk@ndm.edu)

Or

410-532-5200